

Holding of specified Securities (Statement showing shareholding pattern)

- 1. Name of Listed Entity : **Odyssey Technologies Limited**
- 2. Scrip Code/Name of Scrip/Class of Security : **530175 / ODYSSEY TEC / Equity Shares**
- 3. Share Holding Pattern filed under Reg. 31(1)(b) : **For the quarter ended 30th June 2018**

4. Declaration :

	Particulars	Yes / No
1	Whether the Listed Entity has issued any partly paid up shares?	No
2	Whether the Listed Entity has issued any Convertible Securities ?	No
3	Whether the Listed Entity has issued any Warrants?	No
4	Whether the Listed Entity has any shares against which depository receipts are issued?	No
5	Whether the Listed Entity has any shares in locked-in?	No
6	Whether any shares held by promoters are pledge or otherwise encumbered?	No
7	Whether company has equity shares with differential voting rights	No



5. The tabular format for disclosure of holding of specified securities is as follows:-

Table I - Summary Statement holding of specified securities

(I)	(II)	(III)	(IV)	(V)	(VI)	(VII)=(IV)+(V)+(VI)	Shareholding as a % of total no. of shares (calculated as per SCRR, 1957) (VIII) As a % of (A+B+C2)	(IX)				(X)	Shareholding as a % assuming full conversion of convertible securities (as a percentage of diluted share capital) (XI)=(VII)+(X)	(XII)		(XIII)		(XIV)
								No. of Voting Rights			Total as a % of (A+B+C)			No. (a)	As a % of total shares held (b)	No. (a)	As a % of total shares held (b)	
								Class eg : x	Class eg : y	Total								
(A)	Promoter & Promoter Group	7	1864652	0	0	1864652	21.03	1864652	0	1864652	21.03	0	21.03	0	0	1864652		
(B)	Public	3935	7000223	0	0	7000223	78.97	7000223	0	7000223	78.97	0	78.97	0	NA	6851743		
(C)	Non-Promoter-Non Public	0	0	0	0	0	0	0	0	0	0	0	0	0	NA	0		
(C1)	Shares underlying DRs	0	0	0	0	0	NA	0	0	0	0	0	0.00	0	NA	0		
(C2)	Shares held by Employee Trusts	0	0	0	0	0	0	0	0	0	0	0	0	0	NA	0		
	Total	3942	8864875	0	0	8864875	100.00	8864875	0	8864875	100.00	0	100.00	0		8716395		




Table II - Statement showing shareholding pattern of the Promoter and Promoter Group

(I)	Category & Name of the Shareholders	PAN (II)	No. of share holder (III)	No. of fully paid up equity shares held (IV)	Partly paid-up equity shares held (V)	No. of shares underlying Depository Receipts (VI)	Total no. of shares held (VII=IV+V+VI)	Shareholding % calculated as per SCRR, 1957 (VIII) As a % of (A+B+C2)	Number of Voting Rights held in each class of securities (IX)			No. of shares Underlying Outstanding convertible securities (Including Warrants) (X)	Shareholding as a % assuming full conversion of convertible securities(as a percentage of diluted share capital) (XI)=(VII)+(X) As a % of (A+B+C2)	Number of locked in shares (XII)		Number of shares pledged or otherwise encumbered (XIII)		Number of equity shares held in dematerialized form (XIV)	
									No. of Voting Rights		Total as a % of Total Voting rights			No. (a)	As a % of total shares held (b)	No. (a)	As a % of total shares held (b)		
									Class x	Class y									Total
(1)	Indian																		
(a)	Individuals/Hindu undivided Family																		
	Names																		
1	B.Robert Raja			579955	0	0	579955	6.54	579955	0	579955	6.54	0	6.54	0	0	0	0	579955
2	Arul Mary Raja			381795	0	0	381795	4.31	381795	0	381795	4.31	0	4.31	0	0	0	0	381795
3	Isabelle Raja			260213	0	0	260213	2.94	260213	0	260213	2.94	0	2.94	0	0	0	0	260213
4	B.Antony Raja			102000	0	0	102000	1.15	102000	0	102000	1.15	0	1.15	0	0	0	0	102000
5	Sisyphus R Raja			71845	0	0	71845	0.81	71845	0	71845	0.81	0	0.81	0	0	0	0	71845
6	P Vasanthi Beulah			15944	0	0	15944	0.18	15944	0	15944	0.18	0	0.18	0	0	0	0	15944
	Total		6	1411752	0	0	1411752	15.93	1411752	0.00	1411752	15.93	0.00	15.93	0.00	0.00	0.00	0.00	1411752
(b)	Central Government State Government(s)		0	0	0	0	0	0	0	0	0	0	0	0	0	0	0	0	0
	Name (Xyz...)																		
(c)	Financial Institutions/Banks		0	0	0	0	0	0	0	0	0	0	0	0	0	0	0	0	0
	Name (Xyz...)																		
(d)	Any Other		0	0	0	0	0	0	0	0	0	0	0	0	0	0	0	0	0
	Cyberneme Private Limited		1	452900	0	0	452900	5.11	452900	0	452900	5.11	0	5.11	0	0	0	0	452900
	Sub-Total (A)(1)		7	1864652	0	0	1864652	21.03	1864652	0	1864652	21.03	0	21.03	0	0	0	0	1864652




(I)	Category & Name of the Shareholders	PAN	No. of shareholder	No. of fully paid up equity shares held	Partly paid-up equity shares held	No. of shares underlying Depository Receipts	Total no. of shares held (VII=IV+V+VI)	Shareholding % calculated as per SCRR, 1957 (VIII) As a % of (A+B+C2)	Number of Voting Rights held in each class of securities			No. of shares Underlying Outstanding convertible securities (Including Warrants)	Shareholding as a % assuming full conversion of convertible securities (as a percentage of diluted share capital) (XI)=(VII)+(X) As a % of (A+B+C2)	Number of locked in shares		Number of shares pledged or otherwise encumbered		Number of equity shares held in dematerialized form (XIV)	
									(IX)					Total as a % of Total Voting rights	(XII)		(XIII)		
									No. of Voting Rights						No. (a)	As a % of total shares held (b)	No. (a)		As a % of total shares held (b)
									Class x	Class y	Total								
(2)	Foreign																		
(a)	Individuals (Non-Resident Individuals / Foreign Individuals)		0	0	0	0	0	0	0	0	0	0	0	0	0	0	0	0	
	Name (Xyz...)																		
(b)	Government		0	0	0	0	0	0	0	0	0	0	0	0	0	0	0	0	
	Name (Xyz...)																		
(c)	Institutions		0	0	0	0	0	0	0	0	0	0	0	0	0	0	0	0	
	Name (Xyz...)																		
(d)	Foreign Portfolio Investor		0	0	0	0	0	0	0	0	0	0	0	0	0	0	0	0	
	Name (Xyz...)																		
(e)	Any Other (Specify)		0	0	0	0	0	0	0	0	0	0	0	0	0	0	0	0	
	Name (Xyz...)																		
	Sub-Total (A)(2)		0	0	0	0	0	0	0	0	0	0	0	0	0	0	0	0	
	Total Shareholding of Promoter and Promoter Group (A)=(A)(1)+(A)(2)		7	1864652	0	0	1864652	21.03	1864652	0	1864652	21.03	0	21.03	0	0	1864652		

Details of Shares which remain unclaimed may be given here along with details such as number of shareholders, outstanding shares held in demat / unclaimed suspense account, voting rights which are frozen etc.



Table III - Statement showing shareholding pattern of the Public shareholder

(I)	(II)	(III)	(IV)	(V)	(VI)	(VII=IV+V+VI)	(VIII) As a % of (A+B+C2)	(IX)			(X)	(XI)	(XII)		(XIII)		(XIV)	
								Number of Voting Rights held in each class of securities					Total as a % of Total Voting rights	No. (a)	As a % of total shares held (b)	No. (Not applicable) (a)		% of total shares held (Not applicable)
								No. of Voting Rights										
								Class x	Class y	Total								
(1) Institutions																NA		
(a) Mutual Funds		0	0	0	0	0	0	0	0	0	0	0	0	0	0	NA	0	
Name (Xyz...)																NA		
(b) Venture Capital Funds		0	0	0	0	0	0	0	0	0	0	0	0	0	0	NA	0	
Name (Xyz...)																NA		
(c) Alternate Investment Funds		0	0	0	0	0	0	0	0	0	0	0	0	0	0	NA	0	
Name (Xyz...)																NA		
(d) Foreign Venture Capital Investors		0	0	0	0	0	0	0	0	0	0	0	0	0	0	NA	0	
Name (Xyz...)																NA		
(e) Foreign Portfolio Investors		0	0	0	0	0	0	0	0	0	0	0	0	0	0	NA	0	
Name (Xyz...)																NA		
(f) Financial Institutions/Banks		0	0	0	0	0	0	0	0	0	0	0	0	0	0	NA	0	
Name (Xyz...)																NA		
(g) Insurance Companies		0	0	0	0	0	0	0	0	0	0	0	0	0	0	NA	0	
Name (Xyz...)																NA		
(h) Provident Funds / Pension Funds		0	0	0	0	0	0	0	0	0	0	0	0	0	0	NA	0	
Name (Xyz...)																NA		
(i) Any Other (Specify)		0	0	0	0	0	0	0	0	0	0	0	0	0	0	NA	0	
Name (Xyz...)																NA		
Sub-Total (B)(1)		0	0	0	0	0	0	0	0	0	0	0	0	0	0	NA	0	



(I)	(II)	(III)	(IV)	(V)	(VI)	(VII=IV+V+VI)	(VIII) As a % of (A+B+C2)	(IX)			(X)	(XI)	(XII)		(XIII)		(XIV)		
								Number of Voting Rights held in each class of securities					Total as a % of Total Voting rights	No. of shares Underlying Outstanding convertible securities (Including Warrants)	Total Shareholding as a % assuming full conversion of convertible securities (as a percentage of diluted share capital)	Number of locked in shares		Number of shares pledged or otherwise encumbered	Number of equity shares held in dematerialized form
								No. of Voting Rights											
								Class x	Class y	Total									
(2) Central Government / State Government(s) / President of India			0	0	0	0	0	0	0	0	0	0	0	0	NA	0			
Name (Xyz...)															NA				
Sub-Total (B)(2)			0	0	0	0	0	0	0	0	0	0	0	0	NA	0			
(3) Non-Institutions															NA				
(a) Individuals - I. Individual shareholders holding nominal share capital up to Rs. 2 lakhs			3632	2777581	0	0	2777581	31.33	2777581	0	2777581	31.33	0	31.33	0	NA	2632001		
Name (Xyz...)															NA				
(a) Individuals - II. Individual shareholders holding nominal share capital in excess of Rs. 2 lakhs			43	2840002	0	0	2840002	32.04	2840002	0	2840002	32.04	0	32.04	0	NA	2840002		
Name of holders holding more than 1% shares :																			
P.S. REDDY			638334	0	0	638334	7.20	638334	0	638334	7.20	0	7.20	0	NA	638334			
CHANDRASEN JHAVERI			130770	0	0	130770	1.48	130770	0	130770	1.48	0	1.48	0	NA	130770			
HEMKURBEN KANJI SANGOI			98045	0	0	98045	1.11	98045	0	98045	1.11	0	1.11	0	NA	98045			
P BHAVANA REDDY			97000	0	0	97000	1.09	97000	0	97000	1.09	0	1.09	0	NA	97000			
(b) NBFCs registered with RBI			0	0	0	0	0	0	0	0	0.00	0	0	0	NA	0			



(I)	(II)	(III)	(IV)	(V)	(VI)	(VII=IV+V+VI)	(VIII) As a % of (A+B+C2)	(IX)			(X)	(XI)	(XII)		(XIII)		(XIV)
								Number of Voting Rights held in each class of securities		Total as a % of Total Voting rights			No. (a)	As a % of total shares held (b)	No. (Not applicable) (a)	% of total shares held (Not applicable)	
								Class x	Class y								
Name (Xyz...)																	
(c)	Employee Trusts		0	0	0	0	0	0	0	0	0	0	0	0	0	NA	0
Name (Xyz...)																	
(d)	Overseas Depositories (holding DRs balancing figure)		0	0	0	0	0	0	0	0	0	0	0	0	0	NA	0
Name (Xyz...)																	
(e)	Any Other (Specify)																
	Bodies Corporate		98	772385	0	0	772385	8.71	772385	0	772385	8.71	0	8.71	0	NA	769485
Name (Xyz...)																	
	IIFL SECURITIES LIMITED			377928	0	0	377928	4.26	377928	0	377928	4.26	0	4.26	0	NA	377928
	Clearing Member		7	8936	0	0	8936	0.10	8936	0	8936	0.10	0	0.10	0	NA	8936
	Hindu Undivided Families		131	404380	0	0	404380	4.56	404380	0	404380	4.56	0	4.56	0	NA	404380
Names																	
	NRI - Non Repat		15	57308	0	0	57308	0.65	57308	0	57308	0.65	0	0.65	0	NA	57308
	NRI - Repat		9	139631	0	0	139631	1.58	139631	0	139631	1.58	0	1.58	0	NA	139631
Name (Xyz...)																	
	HARSHA VENKATESH			100923	0	0	100923	1.14	100923	0	100923	1.14	0	1.14	0	NA	100923
	Sub-Total (B)(3)		3935	7000223	0	0	7000223	78.97	7000223	0	7000223	78.97	0.00	78.97	0	NA	6851743
	Total Public Shareholding (B)=(B)(1)+(B)(2)+(B)(3)		3935	7000223	0	0	7000223	78.97	7000223	0.00	7000223	78.97	0.00	78.97	0	NA	6851743

Details of the shareholders acting as persons in Concert including their Shareholding(No. and %)

Details of shares which remain unclaimed may be given here along with details such as number of shareholders, outstanding shares held in demat/unclaimed suspense account, voting rights which are frozen etc.




Table IV - Statement showing shareholding pattern of the Non Promoter - Non Public shareholder

(I)	(II)	(III)	(IV)	(V)	(VI)	(VII)=IV+V+VI)	(VIII) As a % of (A+B+C2)	(IX)			(X)	(XI)	(XII)		(XIII)		(XIV) (Not Applicable)
								No. of Voting Rights		Total as a % of Total Voting rights			No.	As a % of total shares held	No. (Not applicable)	As a % of total shares held (Not applicable)	
								Class x	Class y								
(1) Custodian / DR Holder		0	0	0	0	0	0	0	0	0	0	0	0	0	0	0	0
(a) Name of DR Holder (if available)		0	0	0	0	0	0	0	0	0	0	0	0	0	0	0	0
(i) abc...		0	0	0	0	0	0	0	0	0	0	0	0	0	0	0	0
(ii) efg...		0	0	0	0	0	0	0	0	0	0	0	0	0	0	0	0
(2) Employee Benefit Trust (Under SEBI(share based Employee Benefit) Regulations, 2014)		0	0	0	0	0	0	0	0	0	0	0	0	0	0	0	0
(a) Name(abc..)		0	0	0	0	0	0	0	0	0	0	0	0	0	0	0	0
Total Non-Promoter-Non Public Shareholding (C)=(C)(1)+(C)(2)		0	0	0	0	0	0	0	0	0	0	0	0	0	0	0	0

