

Holding of specified Securities (Statement showing shareholding pattern)

1. Name of Listed Entity : **Odyssey Technologies Limited**
2. Scrip Code/Name of Scrip/Class of Security : **530175 / ODYSSEY TEC / Equity Shares**
3. Share Holding Pattern filed under Reg. 31(1)(b) : **For the quarter ended 31st March 2018**
4. Declaration :

	Particulars	Yes / No
1	Whether the Listed Entity has issued any partly paid up shares?	No
2	Whether the Listed Entity has issued any Convertible Securities ?	No
3	Whether the Listed Entity has issued any Warrants?	No
4	Whether the Listed Entity has any shares against which depository receipts are issued?	No
5	Whether the Listed Entity has any shares in locked-in?	No
6	Whether any shares held by promoters are pledge or otherwise encumbered?	No
7	Whether company has equity shares with differential voting rights	No



5. The tabular format for disclosure of holding of specified securities is as follows:-


Table I - Summary Statement holding of specified securities

(I)	(II)	(III)	(IV)	(V)	(VI)	(VII)=(IV) +(V)+(VI)	Shareholding as a % of total no. of shares (calculated as per SCRR, 1957) (VIII) As a % of (A+B+C2)	(IX)				No. of shares Underlying Outstanding convertible securities (Including Warrants) (X)	Shareholding as a % assuming full conversion of convertible securities(as a percentage of diluted share (XI)=(VII)+ (X) As a % of (A+B+C2)	(XII)		(XIII)		Number of equity shares held in demateriali zed form (XIV)
								No. of Voting Rights			Total as a % of (A+B+C)			No. (a)	As a % of total shares held (b)	No. (a)	As a % of total shares held (b)	
								Class eg : x	Class eg : y	Total								
(A)	Promoter & Promoter Group	7	1864652	0	0	1864652	21.03	1864652	0	1864652	21.03	0	21.03	0	0	1864652		
(B)	Public	3940	7000223	0	0	7000223	78.97	7000223	0	7000223	78.97	0	78.97	0	NA	6851643		
(C)	Non- Promoter- Non Public	0	0	0	0	0	0	0	0	0	0	0	0	0	NA	0		
(C1)	Shares underlying DRs	0	0	0	0	0	NA	0	0	0	0	0	0.00	0	NA	0		
(C2)	Shares held by Employee Trusts	0	0	0	0	0	0	0	0	0	0	0	0	0	NA	0		
	Total	3947	8864875	0	0	8864875	100.00	8864875	0	8864875	100.00	0	100.00	0		8716295		



Table II - Statement showing shareholding pattern of the Promoter and Promoter Group

(I)	Category & Name of the Shareholders	PAN	No. of shareholder	No. of fully paid up equity shares held	Partly paid-up equity shares held	No. of shares underlying Depository Receipts	Total no. of shares held (VII=IV+V+VI)	Shareholding % calculated as per SCRR, 1957 (VIII) As a % of (A+B+C2)	Number of Voting Rights held in each class of securities			No. of shares Underlying Outstanding convertible securities (Including Warrants)	Shareholding as a % assuming full conversion of convertible securities(as a percentage of diluted share capital) (XI)=(VII)+(X) As a % of (A+B+C2)	Number of locked in shares		Number of shares pledged or otherwise encumbered		Number of equity shares held in dematerialized form (XIV)
									No. of Voting Rights		Total as a % of Total Voting rights			No. (a)	As a % of total shares held (b)	No. (a)	As a % of total shares held (b)	
									Class x	Class y								
									(II)	(III)	(IV)			(V)	(VI)	(VII)	(VIII)	
(1)	Indian																	
(a)	Individuals/Hindu undivided Family																	
	Names																	
	1 B.Robert Raja			579955	0	0	579955	6.54	579955	0	579955	6.54	0	6.54	0	0	0	579955
	2 Arul Mary Raja			381795	0	0	381795	4.31	381795	0	381795	4.31	0	4.31	0	0	0	381795
	3 Isabelle Raja			260213	0	0	260213	2.94	260213	0	260213	2.94	0	2.94	0	0	0	260213
	4 B.Antony Raja			102000	0	0	102000	1.15	102000	0	102000	1.15	0	1.15	0	0	0	102000
	5 Sisyphus R Raja			71845	0	0	71845	0.81	71845	0	71845	0.81	0	0.81	0	0	0	71845
	6 P Vasanthi Beulah			15944	0	0	15944	0.18	15944	0	15944	0.18	0	0.18	0	0	0	15944
	Total		6	1411752	0	0	1411752	15.93	1411752	0.00	1411752	15.93	0.00	15.93	0.00	0.00	0.00	1411752
(b)	Central Government State Government(s)		0	0	0	0	0	0	0	0	0	0	0	0	0	0	0	0
	Name (Xyz...)																	
(c)	Financial Institutions/Banks		0	0	0	0	0	0	0	0	0	0	0	0	0	0	0	0
	Name (Xyz...)																	
(d)	Any Other		0	0	0	0	0	0	0	0	0	0	0	0	0	0	0	0
	Cyberneme Private Limited		1	452900	0	0	452900	5.11	452900	0	452900	5.11	0	5.11	0	0	0	452900
	Sub-Total (A)(1)		7	1864652	0	0	1864652	21.03	1864652	0	1864652	21.03	0	21.03	0	0	0	1864652



(I)	(II)	(III)	(IV)	(V)	(VI)	(VII)=IV+V+VI)	(VIII) As a % of (A+B+C2)	(IX)			(X)	(XI)=(VII)+(X) As a % of (A+B+C2)	(XII)		(XIII)		(XIV)
								Number of Voting Rights held in each class of securities		Total as a % of Total Voting rights			No. (a)	As a % of total shares held (b)	No. (a)	As a % of total shares held (b)	
								Class x	Class y								
								No. of shares Underlying Outstanding convertible securities (Including Warrants)	Shareholding as a % assuming full conversion of convertible securities(as a percentage of diluted share capital)	Number of locked in shares			Number of shares pledged or otherwise encumbered				
(2)	Foreign																
(a)	Individuals (Non-Resident Individuals / Foreign Individuals)		0	0	0	0	0	0	0	0	0	0	0	0	0	0	0
	Name (Xyz...)																
(b)	Government		0	0	0	0	0	0	0	0	0	0	0	0	0	0	0
	Name (Xyz...)																
(c)	Institutions		0	0	0	0	0	0	0	0	0	0	0	0	0	0	0
	Name (Xyz...)																
(d)	Foreign Portfolio Investor		0	0	0	0	0	0	0	0	0	0	0	0	0	0	0
	Name (Xyz...)																
(e)	Any Other (Specify)		0	0	0	0	0	0	0	0	0	0	0	0	0	0	0
	Name (Xyz...)																
	Sub-Total (A)(2)		0	0	0	0	0	0	0	0	0	0	0	0	0	0	0
	Total Shareholding of Promoter and Promoter Group (A)=(A)(1)+(A)(2)		7	1864652	0	0	1864652	21.03	1864652	0	1864652	21.03	0	21.03	0	0	1864652

Details of Shares which remain unclaimed may be given here along with details such as number of shareholders, outstanding shares held in demat / unclaimed suspense account, voting rights which are frozen etc.






Table III - Statement showing shareholding pattern of the Public shareholder

(I)	(II)	(III)	(IV)	(V)	(VI)	(VII=IV+V+VI)	(VIII) As a % of (A+B+C2)	(IX) Number of Voting Rights held in each class of securities			(X) No. of shares Underlying Outstandi ng convertible securities (Including Warrants)	(XI) Total Shareholding as a % assuming full conversion of convertible securities(as a percentage of diluted share capital)	(XII) Number of locked in shares		(XIII) Number of shares pledged or otherwise encumbered		(XIV) Number of equity shares held in dematerial ized form	
													No. of Voting Rights		Total as a % of Total Voting rights	No. (a)		As a % of total share s held (b)
								Class x	Class y	Total								
(1) Institutions																	NA	
(a) Mutual Funds		0	0	0	0	0	0	0	0	0	0	0	0	0	0	0	NA	0
Name (Xyz...)																	NA	
(b) Venture Capital Funds		0	0	0	0	0	0	0	0	0	0	0	0	0	0	0	NA	0
Name (Xyz...)																	NA	
(c) Alternate Investment Funds		0	0	0	0	0	0	0	0	0	0	0	0	0	0	0	NA	0
Name (Xyz...)																	NA	
(d) Foreign Venture Capital Investors		0	0	0	0	0	0	0	0	0	0	0	0	0	0	0	NA	0
Name (Xyz...)																	NA	
(e) Foreign Portfolio Investors		0	0	0	0	0	0	0	0	0	0	0	0	0	0	0	NA	0
Name (Xyz...)																	NA	
(f) Financial Institutions/Banks		0	0	0	0	0	0	0	0	0	0	0	0	0	0	0	NA	0
Name (Xyz...)																	NA	
(g) Insurance Companies		0	0	0	0	0	0	0	0	0	0	0	0	0	0	0	NA	0
Name (Xyz...)																	NA	
(h) Provident Funds / Pension Funds		0	0	0	0	0	0	0	0	0	0	0	0	0	0	0	NA	0
Name (Xyz...)																	NA	
(i) Any Other (Specify)		0	0	0	0	0	0	0	0	0	0	0	0	0	0	0	NA	0
Name (Xyz...)																	NA	
Sub-Total (B)(1)		0	0	0	0	0	0	0	0	0	0	0	0	0	0	0	NA	0



(I)	(II)	(III)	(IV)	(V)	(VI)	(VII=IV+V+VI)	(VIII) As a % of (A+B+C2)	(IX)			(X)	(XI)	(XII)		(XIII)		(XIV)	
								Number of Voting Rights held in each class of securities					Total as a % of Total Voting rights	No. (a)	As a % of total shares held (b)	No. (Not applicable) (a)		% of total shares held (Not applicable)
								No. of Voting Rights	Total									
								Class x	Class y	Total								
(2)	Central Government / State Government(s) / President of India		0	0	0	0	0	0	0	0	0	0	0	0	NA	0		
	Name (Xyz...)														NA			
	Sub-Total (B)(2)		0	0	0	0	0	0	0	0	0	0	0	0	NA	0		
(3)	Non-Institutions														NA			
(a)	Individuals - I. Individual shareholders holding nominal share capital up to Rs. 2 lakhs		3633	2773637	0	0	2773637	31.29	2773637	0	2773637	31.29	0	31.29	0	NA	2627957	
	Name (Xyz...)														NA			
(a)	Individuals - II. Individual shareholders holding nominal share capital in excess of Rs. 2 lakhs		42	2816027	0	0	2816027	31.77	2816027	0	2816027	31.77	0	31.77	0	NA	2816027	
	Name of holders holding more than 1% shares :																	
	P.S. REDDY			638334	0	0	638334	7.20	638334	0	638334	7.20	0	7.20	0	NA	638334	
	CHANDRASEN JHAVERI			131120	0	0	131120	1.48	131120	0	131120	1.48	0	1.48	0	NA	131120	
	HEMKURBEN KANJI SANGOI			98045	0	0	98045	1.11	98045	0	98045	1.11	0	1.11	0	NA	98045	
	P BHAVANA REDDY			97000	0	0	97000	1.09	97000	0	97000	1.09	0	1.09	0	NA	97000	
(b)	NBFCs registered with RBI		0	0	0	0	0	0	0	0	0	0.00	0	0	0	NA	0	



(I)	(II)	(III)	(IV)	(V)	(VI)	(VII=IV+V+VI)	(VIII) As a % of (A+B+C2)	(IX)			(X)	(XI)	(XII)		(XIII)		(XIV)	
								Number of Voting Rights held in each class of securities					Total as a % of Total Voting rights	No. (a)	As a % of total shares held (b)	No. (Not applicable) (a)		% of total shares held (Not applicable)
								Class x	Class y	Total								
Name (Xyz...)																		
(c)	Employee Trusts		0	0	0	0	0	0	0	0	0	0	0	0	0	NA	0	
Name (Xyz...)																		
(d)	Overseas Depositories (holding DRs balancing figure)		0	0	0	0	0	0	0	0	0	0	0	0	0	NA	0	
Name (Xyz...)																		
(e)	Any Other (Specify)																	
Bodies Corporate																		
			108	785121	0	0	785121	8.86	785121	0	785121	8.86	0	8.86	0	NA	782221	
Name (Xyz...)																		
	INDIA INFOLINE LIMITED			377928	0	0	377928	4.26	377928	0	377928	4.26	0	4.26	0	NA	377928	
	Clearing Member		4	4350	0	0	4350	0.05	4350	0	4350	0.05	0	0.05	0	NA	4350	
	Hindu Undivided Families		129	424118	0	0	424118	4.78	424118	0	424118	4.78	0	4.78	0	NA	424118	
Names																		
	NRI - Non Repat		15	57338	0	0	57338	0.65	57338	0	57338	0.65	0	0.65	0	NA	57338	
	NRI - Repat		9	139632	0	0	139632	1.58	139632	0	139632	1.58	0	1.58	0	NA	139632	
Name (Xyz...)																		
	HARSHA VENKATESH			100923	0	0	100923	1.14	100923	0	100923	1.14	0	1.14	0	NA	100923	
	Sub-Total (B)(3)		3940	7000223	0	0	7000223	78.97	7000223	0	7000223	78.97	0.00	78.97	0	NA	6851643	
	Total Public Shareholding (B)=(B)(1)+(B)(2)+(B)(3)		3940	7000223	0	0	7000223	78.97	7000223	0.00	7000223	78.97	0.00	78.97	0	NA	6851643	

Details of the shareholders acting as persons in Concert including their Shareholding(No. and %)

Details of shares which remain unclaimed may be given here along with details such as number of shareholders, outstanding shares held in demat/unclaimed suspense account, voting rights which are frozen etc.




Table IV - Statement showing shareholding pattern of the Non Promoter - Non Public shareholder

(I)	(II)	(III)	(IV)	(V)	(VI)	(VII=IV+V+VI)	(VIII) As a % of (A+B+C2)	(IX)			(X)	(XI)	(XII)		(XIII)		(XIV) (Not Applicable)
								No. of Voting Rights		Total as a % of Total Voting rights			No.	As a % of total shares held	No. (Not applic able)	As a % of total shares held (Not applicable)	
								Class x	Class y								
(1) Custodian / DR Holder	0	0	0	0	0	0	0	0	0	0	0	0	0	0	NA	0	
(a) Name of DR Holder (if available)	0	0	0	0	0	0	0	0	0	0	0	0	0	0	NA	0	
(i) abc...	0	0	0	0	0	0	0	0	0	0	0	0	0	0	NA	0	
(ii) efg...	0	0	0	0	0	0	0	0	0	0	0	0	0	0	NA	0	
(2) Employee Benefit Trust (Under SEBI(share based Employee Benefit) Regulations, 2014)	0	0	0	0	0	0	0	0	0	0	0	0	0	0	NA	0	
(a) Name(abc..)	0	0	0	0	0	0	0	0	0	0	0	0	0	0	NA	0	
Total Non-Promoter-Non Public Shareholding (C)=(C)(1)+(C)(2)	0	0	0	0	0	0	0	0	0	0	0	0	0	0	NA	0	

